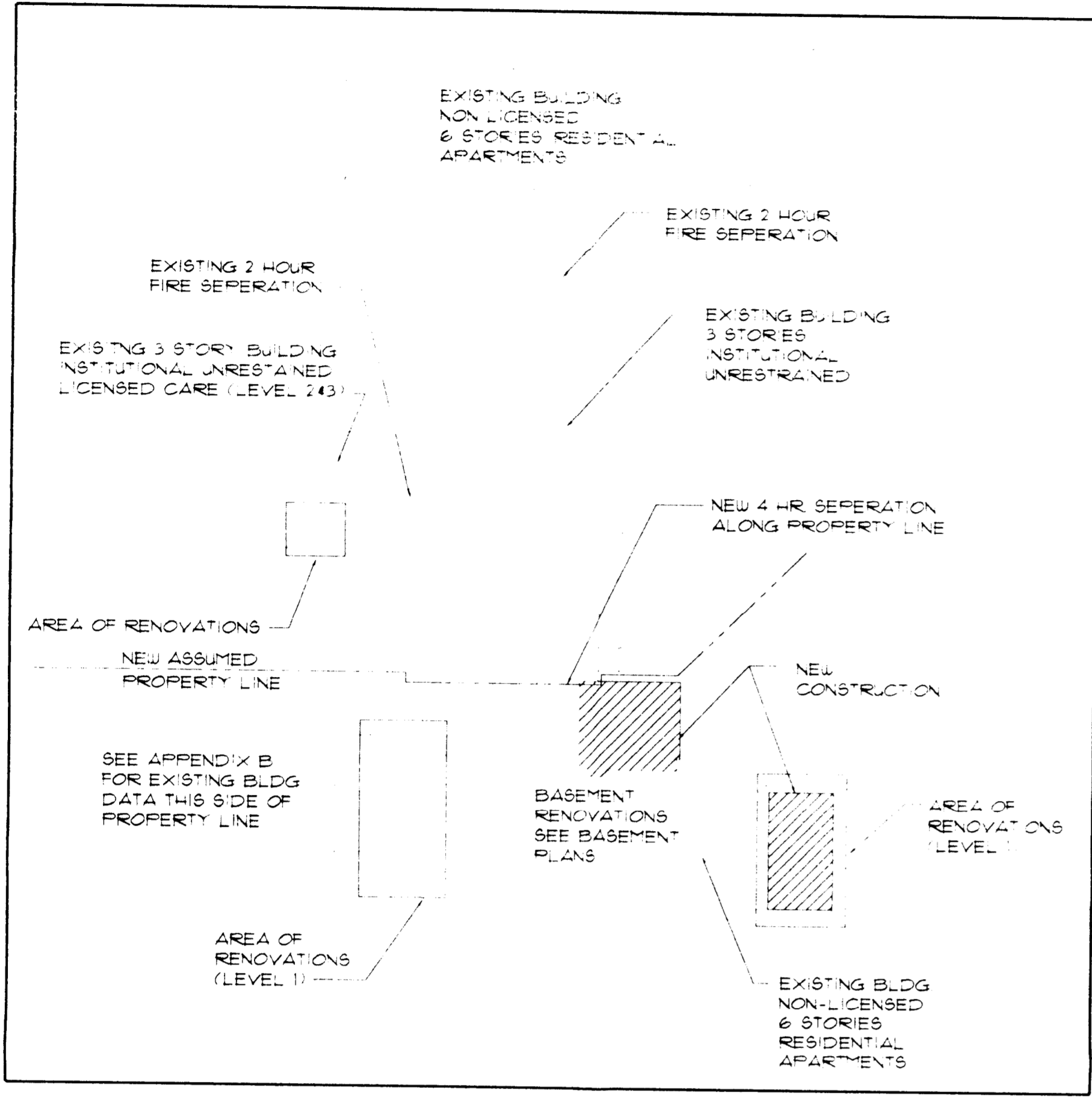


# SHARON TOWERS RENOVATIONS

5100 SHARON ROAD  
CHARLOTTE, NORTH CAROLINA



## KEY PLAN



## CODE REQUIREMENTS \* APPENDIX B

### APPENDIX B - EXISTING STRUCTURE BUILDING CODE SUMMARY FOR ALL COMMERCIAL PROJECTS

Name of Project: SHARON TOWERS  
Address: 5100 SHARON ROAD  
Proposed Use: RESIDENTIAL  
Owner/Contact Person: DON MURKIN  
Code Enforcement Jurisdiction: CHARLOTTE/MECKLENBURG

DESIGNER OF RECORD:	NAME	LICENSING	PHONE
Architectural	JAMES L. MEIZE	3592	704-522-6200
Electrical	CAROLYN WALKER	3394	704-522-6200
Plumbing	DAVID WALKER	1971	704-522-6200
Mechanical	DAVID WALKER	1971	704-522-6200
Structural	WES PATTON	1843	704-522-6200
Sprinkler/Headpipe			
Fire Alarm			
Other			

BUILDING DATA:	Occupancy	Assembly	Business	Educational	Mercantile	Residential	Storage
Residential							
Mixed Occupancy?	Yes	No	X				
Mixed Construction?	Yes	No	X				
Fire District?	Yes	No	X				
Building Height:	80'	10'	10'	10'	10'	10'	10'

Fire Resistance Ratings:	Partitions	Exterior Walls	Interior Walls	Roofs	Floors	Stairways	Elevators
Partitions	1	2	1	1	1	1	1
Exterior Walls	2	2	1	1	1	1	1
Interior Walls	1	1	1	1	1	1	1
Roofs	1	1	1	1	1	1	1
Floors	1	1	1	1	1	1	1
Stairways	1	1	1	1	1	1	1
Elevators	1	1	1	1	1	1	1

Life Safety System:	Emergency Lighting	Exit Signs	Fire Alarm	Smoke Detection	Staircase Enclosure	Other
Emergency Lighting	Yes	X	No	No	No	No
Exit Signs	Yes	X	No	No	No	No
Fire Alarm	Yes	X	No	No	No	No
Smoke Detection	Yes	X	No	No	No	No
Staircase Enclosure	Yes	X	No	No	No	No
Other	Yes	X	No	No	No	No

Key Requirements:	Dead and Live Load	Travel Distance	Number of Exits	Total Square Footage	Number of People
Dead and Live Load	20	200	200	70,502	700
Travel Distance	200	200	200	70,502	700
Number of Exits	200	200	200	70,502	700
Total Square Footage	70,502	70,502	70,502	70,502	700
Number of People	700	700	700	70,502	700

### APPENDIX B - NEW STRUCTURE BUILDING CODE SUMMARY FOR ALL COMMERCIAL PROJECTS

Name of Project: SHARON TOWERS  
Address: 5100 SHARON ROAD  
Proposed Use: RESIDENTIAL  
Owner/Contact Person: DON MURKIN  
Code Enforcement Jurisdiction: CHARLOTTE/MECKLENBURG

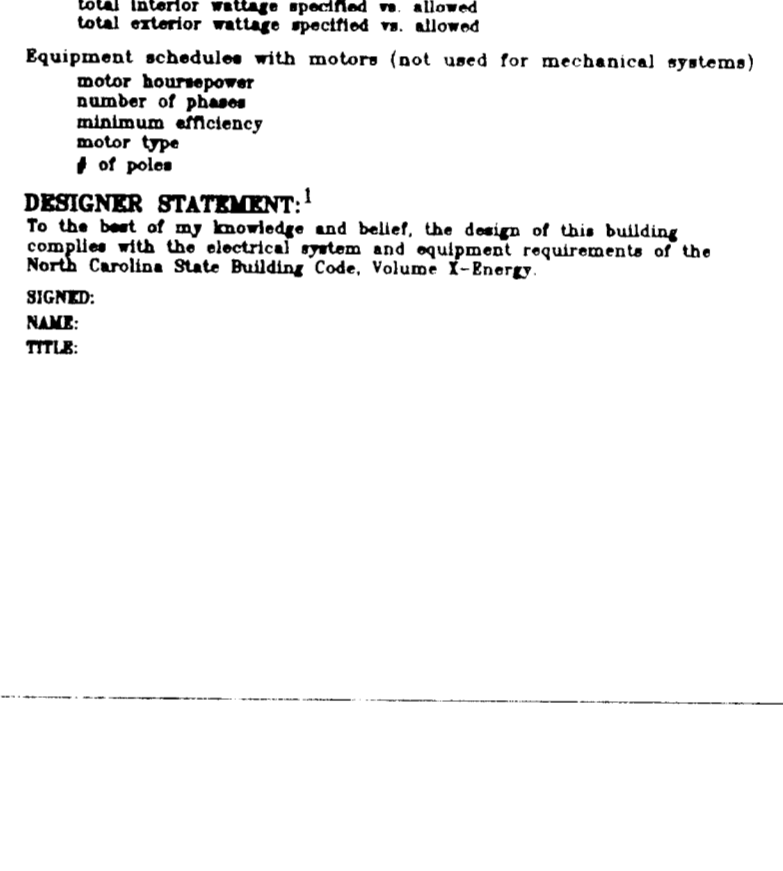
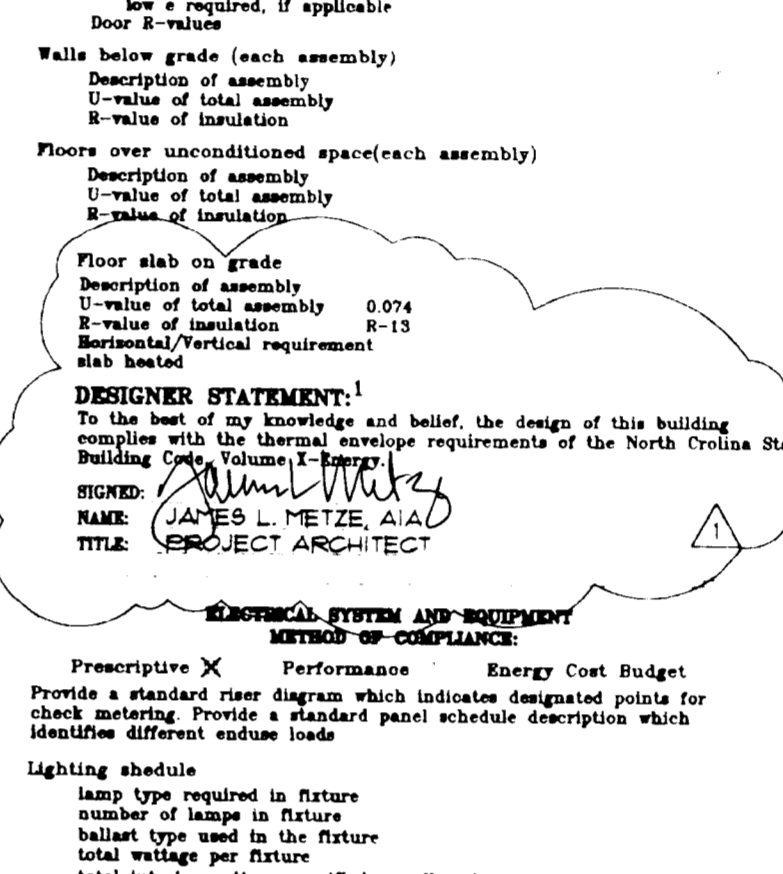
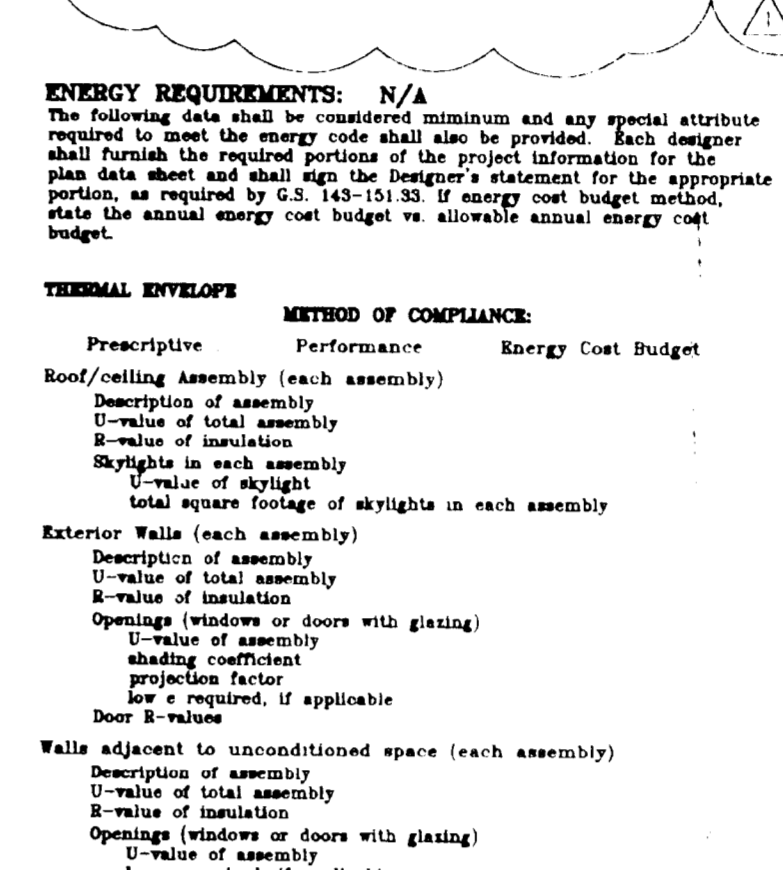
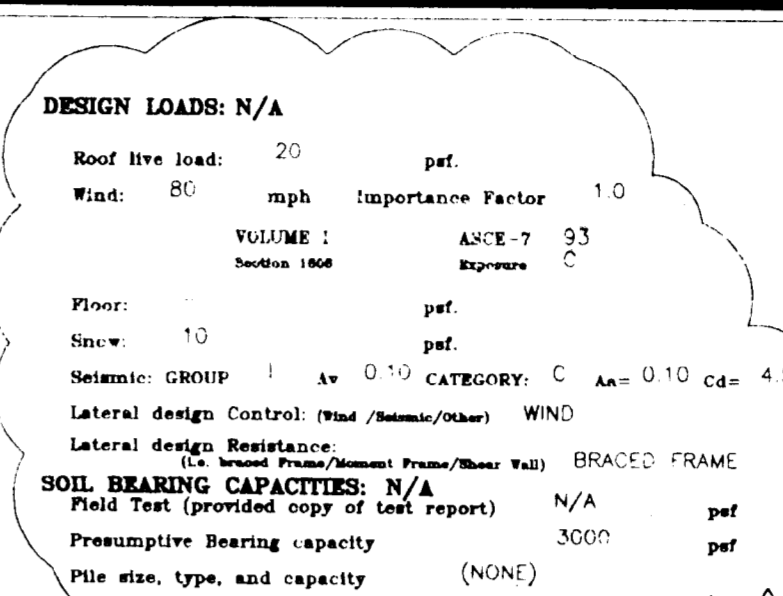
DESIGNER OF RECORD:	NAME	LICENSING	PHONE
Architectural	JAMES L. MEIZE	3592	704-522-6200
Electrical	CAROLYN WALKER	3394	704-522-6200
Plumbing	DAVID WALKER	1971	704-522-6200
Mechanical	DAVID WALKER	1971	704-522-6200
Structural	WES PATTON	1843	704-522-6200
Sprinkler/Headpipe			
Fire Alarm			
Other			

BUILDING DATA:	Occupancy	Assembly	Business	Educational	Mercantile	Residential	Storage
Residential							
Mixed Occupancy?	Yes	No	X				
Mixed Construction?	Yes	No	X				
Fire District?	Yes	No	X				
Building Height:	80'	10'	10'	10'	10'	10'	10'

Fire Resistance Ratings:	Partitions	Exterior Walls	Interior Walls	Roofs	Floors	Stairways	Elevators
Partitions	1	2	1	1	1	1	1
Exterior Walls	2	2	1	1	1	1	1
Interior Walls	1	1	1	1	1	1	1
Roofs	1	1	1	1	1	1	1
Floors	1	1	1	1	1	1	1
Stairways	1	1	1	1	1	1	1
Elevators	1	1	1	1	1	1	1

Life Safety System:	Emergency Lighting	Exit Signs	Fire Alarm	Smoke Detection	Staircase Enclosure	Other
Emergency Lighting	Yes	X	No	No	No	No
Exit Signs	Yes	X	No	No	No	No
Fire Alarm	Yes	X	No	No	No	No
Smoke Detection	Yes	X	No	No	No	No
Staircase Enclosure	Yes	X	No	No	No	No
Other	Yes	X	No	No	No	No

Key Requirements:	Dead and Live Load	Travel Distance	Number of Exits	Total Square Footage	Number of People
Dead and Live Load	20	200	200	70,502	700
Travel Distance	200	200	200	70,502	700
Number of Exits	200	200	200	70,502	700
Total Square Footage	70,502	70,502	70,502	70,502	700
Number of People	700	700	700	70,502	700



**Mechanical System and Equipment**  
Thermal Data: Prescriptive X, Performance, Energy Cost Budget  
Exterior design conditions: Winter dry bulb, summer dry bulb, winter dry bulb, relative humidity  
Interior design conditions: Winter dry bulb, summer dry bulb, relative humidity  
Building heating load  
Building cooling load  
Mechanical Space Conditioning System  
Ductwork: Description of wall, ceiling efficiency, best output of unit, cooling output of unit  
Chiller: Total cooling capacity, if over sized, state reason  
Last equipment efficiency: Equipment schedules with nature (intermittent system)  
Motor horsepower: number of phases, motor efficiency, best output of unit, # of poles

**DESIGNER STATEMENT:**  
To the best of my knowledge and belief, the design of this building complies with the mechanical system and equipment requirements of the North Carolina State Building Code, Volume 1-Energy.  
**APPROVAL:**  
DATE: 4/2/97  
BY: MARTIN R. CRAMTON, JR.

**FOOTNOTES:**  
1. Designer statement may be furnished on actual plans. When furnished on plans, this statement is not required as part of Summary Sheet and shall be represented by the "Check Design Professional" note on Summary Sheet.  
**ATTACHED TO ADMINISTRATIVE APPROVAL**  
**DATED:** 4/2/97  
**BY:** MARTIN R. CRAMTON, JR.

**DESIGNER STATEMENT:**  
To the best of my knowledge and belief, the design of this building complies with the thermal envelope requirements of the North Carolina State Building Code, Volume 1-Energy.  
**APPROVAL:**  
DATE: 4/2/97  
BY: MARTIN R. CRAMTON, JR.

**KEY REQUIREMENTS:**  
Dead and Live Load: 20  
Travel Distance: 200  
Number of Exits: 200  
Total Square Footage: 70,502  
Number of People: 700

## INDEX OF DRAWINGS


### ARCHITECTURAL

AR-1 COVER SHEET

### STRUCTURAL

ST-1 PARTIAL STRUCTURAL PLAN  
ST-2 SECTIONS & DETAILS

The Plans and the Design shown on the property of Little & Associates Architects, Inc. are the property of Little & Associates Architects, Inc. and shall remain the property of Little & Associates Architects, Inc. No part of these Plans or Design shall be reproduced, copied, or otherwise used in any form without the written consent of Little & Associates Architects, Inc. Any infringement will be subject to legal action.  
© 1996 Little & Associates Architects, Inc.



SHARON TOWERS RENOVATION  
CHARLOTTE, NORTH CAROLINA  
COVER SHEET  
Sheet 1 of 6

V.P. in Charge  
JAMES L. MEIZE  
Project Architect/Seal Copied  
DAVE MALUBUKY  
Drawn By  
BRIAN N. SIMPSON  
Date Drawn  
08 JAN 1997  
CADD Dwg. Name  
446940-DWG 1.rvt  
Revisions  
No. 1 Date: 4/2/97  
No. 2 Date:  
No. 3 Date:  
Issue Date: 31 MARCH 1997

Project Number  
4469  
Sheet Of  
S0.1

## CHARLOTTE-MECKLENBURG PLANNING COMMISSION INTER-OFFICE COMMUNICATION

DATE: April 2, 1997  
TO: Robert Brandon, Zoning Administrator  
FROM: Martin R. Cramton, Jr., Planning Director

SUBJECT: Administrative Approval for Petition No. 76-23 Presbyterian home at Charlotte Tax parcel # 179-032-45

Attached is a revised plan for a portion of the above mentioned rezoning petition. The changes involves the addition of a small common living room for the residents of the existing facility and the enclosure of an existing outdoor porch. Since these changes are minor and do not alter the basic relationship to the adjoining properties I am administratively approving these changes. Please use these plans when evaluating requests for building permits and certificates of occupancy.

*Sharon Towers*  
THE PRESBYTERIAN HOME AT CHARLOTTE, INC.

March 31, 1997

Planning Commission  
Mr. Keith MacVean  
600 East 4th Street  
8th Floor  
Charlotte, NC 28202

RE: Administrative Site Approval for Sharon Towers

Dear Mr. MacVean:

We are requesting an adjustment to the existing conditional use permit based on the following information shown on the attached site plan.

The area being added on the first floor is 3,083 SF of "living room", 1,200 SF of which is existing outside porch with roof and floor slab. The area being added on the second floor is 594 SF of a sun porch sitting area. The third floor is 1,233 SF of sitting area.

None of the areas being added increase the occupancy of the facility, take away from parking, are above the height of the existing structure, encroach on property setbacks or increase noise or light levels.

We appreciate your consideration in this matter to make Sharon Towers a more beautiful facility in Charlotte. Please feel free to contact me at 553-1670 if you have questions.

Sincerely yours,  
Linda J. Bennett  
Linda J. Bennett  
Executive Director