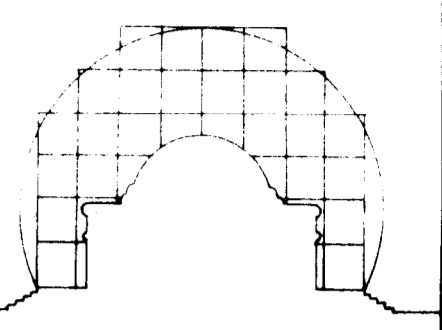



ROBERT E. MOORE ARCHITECT



1800 ASHCRAFT AVENUE  
MONROE, N.C.  
28110  
(704) 283-1196



8x8 S.C.-O.S WALK-UP UNIT

**APPENDIX B  
BUILDING CODE SUMMARY  
FOR ALL COMMERCIAL PROJECTS**

(Reproduce the following data on the building plans sheet 1 of 2)

Name of Project: STATE EMPLOYEE CENTER LITTON  
Address: 813 E. ARROWOOD RD.  
Proposed Use: ANTHROPIC TALKIE FACILITY  
Owner/Contact Person: DAVE WILSON Phone # 336-3960

DESIGNER OF RECORD:	NAME	LICENSE#	TELEPHONE#
Architectural	<u>Robert Moore</u>	<u>4893</u>	<u>(704) 283-1196</u>
Electrical	<u>Chris Hope</u>	<u>5044</u>	<u>(704) 282-1220</u>
Plumbing	<u>N/A</u>	<u>( )</u>	<u>( )</u>
Mechanical	<u>Chris Hope</u>	<u>5044</u>	<u>(704) 282-1220</u>
Structural	<u>Chris Hope</u>	<u>5044</u>	<u>(704) 282-1220</u>
Sanitary-Slopepipe	<u>N/A</u>	<u>( )</u>	<u>( )</u>
Fire Alarm	<u>N/A</u>	<u>( )</u>	<u>( )</u>
Other	<u>( )</u>	<u>( )</u>	<u>( )</u>

**BUILDING DATA**  
Occupancy:  Assembly  Business  Educational  Mercantile  Hazardous  
 Factory-Industrial  Institutional (unrestrained)  
Use Condition:  Residential  Storage  Institutional (restrained)  
 Unoccupied

Mixed Occupancy? Yes / No Separation: \_\_\_\_\_ Hr.  
Construction Type:  I  II  III  IV(P)  IV(P)  V(P)  V(UP)  VI(P)  VI(UP)  Mixed construction Yes / No Type \_\_\_\_\_  
Sprinkled? Yes / No (13 13R 13D): \_\_\_\_\_  
Fire District? Yes / No

Building Height: 12 Feet \_\_\_\_\_ Number of Stories \_\_\_\_\_  
Mezzanine: Yes / No  
High Rise? Yes / No  
Gross Building Area:  
(Foot Print)  
Floor Sq. Ft. Sq. Ft.  
Basement \_\_\_\_\_ 4th Floor \_\_\_\_\_  
1st Floor 125 5th Floor \_\_\_\_\_  
2nd Floor \_\_\_\_\_ 6th Floor \_\_\_\_\_  
3rd Floor \_\_\_\_\_ 7th Floor \_\_\_\_\_  
Total Gross Area: 125 sq. ft.

Area Increase? Yes / No Yes: code reference: \_\_\_\_\_  
If yes, calculations: \_\_\_\_\_

**FIRE RESISTANCE RATINGS \*\*\***

Party/Firewalls:	Required Hourly**	Detail #	% Wall	Design No. for
Exterior bearing Walls:				
North	<u>0</u>	<u>3A</u>		
East	<u>0</u>	<u>3A</u>		
West	<u>0</u>	<u>3A</u>		
South	<u>0</u>	<u>3A</u>		
Exterior non-bearing Walls:				
North	<u>N/A</u>			
East	<u>N/A</u>			
West	<u>N/A</u>			
South	<u>N/A</u>			

**Interior Walls:**

Bearing	Penetrations	For Rated Test #	Assemblies
Non-bearing	<u>✓</u>		
Tenant Separation			
Ceiling-Floors Assembly:			
Beams:			
Columns:			
Ceiling-Roof Assembly:			
Vertical Shafts:****			
Chases-P.E.M.:			
Mixed Occupancy Separation:			
Tenant Separation:			

**FOOTNOTES:**  
\* Required if wall to property line or assumed line is less than 30 feet.  
\*\* All fire rated walls shall be identified on plans by hatching, shading, etc.; show legend.  
\*\*\* Identify code section when using any special exceptions, etc.  
\*\*\*\* Stairs, elevators and/or atrium

Emergency Lighting and Exit Signs Yes/No  
Fire Alarm and Smoke Detection Systems Yes/No  
Panic Hardware Yes/No

**EXIT REQUIREMENTS:**  
Dead end limit-maximum condition 4' Feet  
Travel distance to exit-maximum condition 4' Feet  
Number exits:  
Total Square footage of floor 125 divided by net/sq. ft. per occupancy 700 = 182 Total number of people on floor.  
Number of doors provided 1, number of doors required 1


**DESIGN LOADS:**  
Roof live load: 30 psf.  
Wind: 130 mph.  
Floor: 20 psf.  
Snow: 12 psf.  
Seismic: Zone 2  
Lateral design: Shear Wall

**Soil Bearing Capacities:**  
Field Test (provided copy of test report) \_\_\_\_\_ psf.  
Presumptive Bearing capacity \_\_\_\_\_ psf.

**PARKING SPACES:** Provided in Shopping Center Required: \_\_\_\_\_ Provided  
Handicap Spaces 1 provided (13' wide and R7-S sign)

Special approval by Department of Insurance or by Local Jurisdiction, describe below:  
BUILDING APPROVED BY STATE DEPARTMENT OF INSURANCE ENGINEERING DIVISION AS A MODULAR BUILDING

KIOSK HAS BEEN PRE APPROVED BY:  
DEPARTMENT OF INSURANCE  
STATE OF NORTH CAROLINA  
RALEIGH N.C. 27611  
AND  
P.F.S. CORPORATION  
GREENSBORO NORTH CAROLINA



Administrative approval of  
A.T.M. 01/93  
Signage to be similar to  
shopping center signage  
Part of opening permit  
No. 84-24

DATE \_\_\_\_\_  
PROJECT NO. \_\_\_\_\_  
DRAWN BY \_\_\_\_\_  
APPROVED BY \_\_\_\_\_  
REVISION \_\_\_\_\_

SHEET: **C** OF \_\_\_\_\_

