



















ADA Survey Summary		ADA Compliance Cost Estimate *			
Item Description	Quantity	Item Description	Quantity	Unit Price	Item Cost
1 Heavings less than 1"	5 EA	1 Heavings less than 1"	3 EA	\$ 100.00	\$ 300.00
2 Heavings 1" or greater	0 EA	2 Heavings 1" or greater	0 EA	\$ 400.00	\$ 0.00
3 Uneven Heavings	0 EA	3 Uneven Heavings	0 EA	\$ 400.00	\$ 0.00
4 Heaving Clusters	3.564 SY	4 Heaving Clusters	0 SY	\$ 75.00	\$ 0.00
5 Sidewalk Joint Gaps	0 EA	5 Sidewalk Joint Gaps	0 EA	\$ 200.00	\$ 0.00
6 Miscellaneous Obstruction	0 EA	6 Miscellaneous Obstruction	0 EA	\$ 1500.00	\$ 0.00
7 Missing Sidewalk Obstruction	0 EA	7 Missing Sidewalk Obstruction	0 EA	\$ 200.00	\$ 0.00
8 Other Obstruction	0 EA	8 Other Obstruction	0 EA	\$ 500.00	\$ 0.00
9 Pole Post Hydrant Obstruction	0 EA	9 Pole Post Hydrant Obstruction	0 EA	\$ 5000.00	\$ 0.00
10 Ponding Obstruction	0 EA	10 Ponding Obstruction	0 EA	\$ 400.00	\$ 0.00
11 Sidewalk Joint Obstruction	0 EA	11 Sidewalk Joint Obstruction	0 EA	\$ 100.00	\$ 0.00
12 Sign Obstruction	0 EA	12 Sign Obstruction	0 EA	\$ 150.00	\$ 0.00
13 Storm Grate Obstruction	0 EA	13 Storm Grate Obstruction	0 EA	\$700.00	\$ 0.00
14 Transit Obstruction	0 EA	14 Transit Obstruction	0 EA	\$500.00	\$ 0.00
15 Traffic Obstruction	0 EA	15 Traffic Obstruction	0 EA	\$2000.00	\$ 0.00
16 Tree Obstruction	0 EA	16 Tree Obstruction	0 EA	\$500.00	\$ 0.00
17 Utility Obstruction	0 EA	17 Utility Obstruction	0 EA	\$1500.00	\$ 0.00
18 Vegetation Obstruction - Low	0 EA	18 Vegetation Obstruction - Low	0 EA	\$150.00	\$ 0.00
19 Vegetation Obstruction - Overhead	0 EA	19 Vegetation Obstruction - Overhead	0 EA	\$150.00	\$ 0.00
20 Commercial Entrance	4 EA	20 Commercial Entrance (within slope violation)	3 EA	\$ 5000.00	\$ 15000.00
21 Residential Entrance	0 EA	21 Residential Entrance (within slope violation)	0 EA	\$ 3000.00	\$ 0.00
22 Total Sidewalk Length Assessed	1702.583 LF	22 Running Slope Violations**	0 SY	\$ 75.00	\$ 0.00
23 Average Sidewalk Width	96 IN	23 Cross Slope Violations	316.366 SY	\$ 75.00	\$ 23727.00
24 No Sidewalk on Block (Approx.)	0 LF	24 Running and Cross Slope Violations	0 SY	\$ 75.00	\$ 0.00
25 Missing Sidewalk Gaps (Approx.)	0 LF	25 Missing Sidewalk Gaps (Approx.)	0 LF	\$ 41.67	\$ 0.00
26 Poor Surface Condition (Approx.)	0 LF	26 Poor Surface Condition (Approx.)	0 LF	\$ 41.67	\$ 0.00
27 Buried Sidewalk (Approx.)	0 LF	27 Buried Sidewalk (Approx.)	0 LF	\$ 41.67	\$ 0.00
		Sidewalk SubTotal:			\$ 39027.00

Item Description	Total Count	Non Compliant Count	Cost
Curb Ramps	4	4	\$ 7150.00
Island Curb Cuts	0	0	\$ 0.00
Signal Push Buttons	0	0	\$ 0.00
Transit Stops	0	0	\$ 0.00
Railroad Crossings	0	0	\$ 0.00
Accessible Parking Spaces	0	0	\$ 0.00
Intersection SubTotal:			\$ 7150.00

**Corridor Total:** \$ 46177.00

 Curb Ramps - Compliant	 Curb Ramps - Adjacent
 Curb Ramps - Non Compliant	
 Island Curb Cuts - Compliant	 Island Curb Cuts - Adjacent
 Island Curb Cuts - Non Compliant	
 Signals - Compliant	 Signals - Adjacent
 Signals - Non Compliant	
 Transit Stops - Compliant	 Transit Stops - Adjacent
 Transit Stops - Non Compliant	
 Railroad Crossings - Compliant	 Railroad Crossings - Adjacent
 Railroad Crossings - Non Compliant	
 Accessible Parking - Compliant	 Accessible Parking - Adjacent
 Accessible Parking - Non Compliant	

**Legend:**

- Heavings < 1" (Excluded)\*\*\*
- Heavings ≥ 1" (Excluded)\*\*\*
- Uneven Heaving (Excluded)\*\*\*
- Heaving Clusters (Excluded)
- ▲ Sidewalk Joint Gap (Excluded)\*\*\*
- Miscellaneous Obstruction
- Missing Sidewalk Obstruction
- Other Obstruction
- Pole Post Hydrant Obstruction
- Ponding Obstruction
- Sidewalk Joint Obstruction
- Sign Obstruction
- Storm Grate Obstruction
- Transit Obstruction
- Traffic Obstruction
- Tree Obstruction
- Utility Obstruction
- Vegetation Obstruction - Low
- Vegetation Obstruction - Overhead
- Sidewalk Collection Path
- Adjacent Sidewalk Collection Path
- Buried Sidewalk
- Sidewalk Not Surveyed
- Missing Sidewalk Gap
- No Sidewalk on Block
- Heavings < 1"
- Heavings ≥ 1"
- Uneven Heaving
- Heaving Clusters
- ▲ Sidewalk Joint Gap
- ◆ Commercial Entrance
- ◆ Residential Entrance
- ✚ Commercial Entrance (within slope violation)
- ✚ Residential Entrance (within slope violation)

**Cross Slope**

2 - 3%	7.01 - 8%
3.01 - 4%	8.01 - 9%
4.01 - 5%	9.01 - 10%
5.01% - 6%	10.01 - 12%
6.01 - 7%	> 12%

**Running Slope**

5 - 8.33%
8.34% - 10%
10.01 - 12.5%
> 12.5%

\*Note: ADA pedestrian issues have been identified and quantified in the ADA Survey Summary. There are instances where multiple issues can be resolved with a single corrective measure. The ADA Compliance Cost Estimate reflects the best estimation of quantities and cost to resolve all identified ADA issues.

\*\*Note: Additional investigation may be warranted when sidewalk running slope issues exist within the right-of-way.

\*\*\*Note: Excluded items are violations that occur in areas with slope violations and have been excluded from the cost estimate.