





























ADA Survey Summary		ADA Compliance Cost Estimate *				Intersection Inventory & Compliance Cost Estimate					
Item Description	Quantity	Item Description	Quantity	Unit Price	Item Cost	Item Description	Total Count	Non Compliant Count	Cost		
1 Heavings less than 1"	38 EA	1 Heavings less than 1"	20 EA	\$ 100.00	\$ 2000.00	Curb Ramps	3	3	\$ 9600.00		Heavings < 1" (Excluded)***
2 Heavings 1" or greater	2 EA	2 Heavings 1" or greater	1 EA	\$ 400.00	\$ 400.00	Island Curb Cuts	0	0	\$ 0.00		Heavings ≥ 1" (Excluded)***
3 Uneven Heavings	0 EA	3 Uneven Heavings	0 EA	\$ 400.00	\$ 0.00	Signal Push Buttons	0	0	\$ 0.00		Uneven Heaving (Excluded)***
4 Heaving Clusters	4.439 SY	4 Heaving Clusters	0 SY	\$ 75.00	\$ 0.00	Transit Stops	3	3	\$ 7550.00		Heaving Clusters (Excluded)
5 Sidewalk Joint Gaps	0 EA	5 Sidewalk Joint Gaps	0 EA	\$ 200.00	\$ 0.00	Railroad Crossings	0	0	\$ 0.00		Sidewalk Joint Gap (Excluded)***
6 Miscellaneous Obstruction	0 EA	6 Miscellaneous Obstruction	0 EA	\$ 1500.00	\$ 0.00	Accessible Parking Spaces	0	0	\$ 0.00		Miscellaneous Obstruction
7 Missing Sidewalk Obstruction	0 EA	7 Missing Sidewalk Obstruction	0 EA	\$ 200.00	\$ 0.00	Intersection SubTotal:		\$ 17150.00			Missing Sidewalk Obstruction
8 Other Obstruction	0 EA	8 Other Obstruction	0 EA	\$ 500.00	\$ 0.00						Other Obstruction
9 Pole Post Hydrant Obstruction	0 EA	9 Pole Post Hydrant Obstruction	0 EA	\$ 5000.00	\$ 0.00						Pole Post Hydrant Obstruction
10 Ponding Obstruction	0 EA	10 Ponding Obstruction	0 EA	\$ 400.00	\$ 0.00						Ponding Obstruction
11 Sidewalk Joint Obstruction	0 EA	11 Sidewalk Joint Obstruction	0 EA	\$ 100.00	\$ 0.00						Sidewalk Joint Obstruction
12 Sign Obstruction	0 EA	12 Sign Obstruction	0 EA	\$ 150.00	\$ 0.00						Sign Obstruction
13 Storm Grate Obstruction	0 EA	13 Storm Grate Obstruction	0 EA	\$700.00	\$ 0.00						Storm Grate Obstruction
14 Transit Obstruction	0 EA	14 Transit Obstruction	0 EA	\$500.00	\$ 0.00						Transit Obstruction
15 Traffic Obstruction	0 EA	15 Traffic Obstruction	0 EA	\$2000.00	\$ 0.00						Traffic Obstruction
16 Tree Obstruction	0 EA	16 Tree Obstruction	0 EA	\$500.00	\$ 0.00						Tree Obstruction
17 Utility Obstruction	1 EA	17 Utility Obstruction	1 EA	\$1500.00	\$ 1500.00						Utility Obstruction
18 Vegetation Obstruction - Low	1 EA	18 Vegetation Obstruction - Low	1 EA	\$150.00	\$ 150.00						Vegetation Obstruction - Low
19 Vegetation Obstruction - Overhead	0 EA	19 Vegetation Obstruction - Overhead	0 EA	\$150.00	\$ 0.00						Vegetation Obstruction - Overhead
20 Commercial Entrance	12 EA	20 Commercial Entrance (within slope violation)	9 EA	\$ 5000.00	\$ 45000.00						Sidewalk Collection Path
21 Residential Entrance	0 EA	21 Residential Entrance (within slope violation)	0 EA	\$ 3000.00	\$ 0.00						Adjacent Sidewalk Collection Path
22 Total Sidewalk Length Assessed	2275.767 LF	22 Running Slope Violations**	0 SY	\$ 75.00	\$ 0.00						Buried Sidewalk
23 Average Sidewalk Width	60 IN	23 Cross Slope Violations	447.536 SY	\$ 75.00	\$ 33565.00						Sidewalk Not Surveyed
24 No Sidewalk on Block (Approx.)	0 LF	24 Running and Cross Slope Violations	236.429 SY	\$ 75.00	\$ 17732.00						Missing Sidewalk Gap
25 Missing Sidewalk Gaps (Approx.)	24.954 LF	25 Missing Sidewalk Gaps (Approx.)	24.954 LF	\$ 41.67	\$ 1100.00						No Sidewalk on Block
26 Poor Surface Condition (Approx.)	0 LF	26 Poor Surface Condition (Approx.)	0 LF	\$ 41.67	\$ 0.00						
27 Buried Sidewalk (Approx.)	0 LF	27 Buried Sidewalk (Approx.)	0 LF	\$ 41.67	\$ 0.00						
Sidewalk SubTotal:					\$ 100347.00						


Corridor Total:


\$ 118597.00


Curb Ramps - Compliant


Curb Ramps - Non Compliant


Island Curb Cuts - Compliant


Island Curb Cuts - Non Compliant


Signals - Compliant


Signals - Non Compliant


Transit Stops - Compliant


Transit Stops - Non Compliant


Railroad Crossings - Compliant


Railroad Crossings - Non Compliant


Accessible Parking - Compliant


Accessible Parking - Non Compliant


Curb Ramps - Adjacent

Island Curb Cuts - Adjacent

Signals - Adjacent

Transit Stops - Adjacent

Railroad Crossings - Adjacent

Accessible Parking - Adjacent

Note: ADA pedestrian issues have been identified and quantified in the ADA Survey Summary. There are instances where multiple issues can be resolved with a single corrective measure. The ADA Compliance Cost Estimate reflects the best estimation of quantities and cost to resolve all identified ADA issues.

Note: Additional investigation may be warranted when sidewalk running slope issues exist within the right-of-way.

Note: Excluded items are violations that occur in areas with slope violations and have been excluded from the cost estimate.