



















To: I-485_RA



ADA Survey Summary			ADA Compliance Cost Estimate *				
Item Description		Quantity	Item Description		Quantity	Unit Price	Item Cost
1	Heavings less than 1"	0 EA	1	Heavings less than 1"	0 EA	\$ 100.00	\$ 0.00
2	Heavings 1" or greater	0 EA	2	Heavings 1" or greater	0 EA	\$ 400.00	\$ 0.00
3	Uneven Heavings	0 EA	3	Uneven Heavings	0 EA	\$ 400.00	\$ 0.00
4	Heaving Clusters	0 SY	4	Heaving Clusters	0 SY	\$ 75.00	\$ 0.00
5	Sidewalk Joint Gaps	0 EA	5	Sidewalk Joint Gaps	0 EA	\$ 200.00	\$ 0.00
6	Miscellaneous Obstruction	0 EA	6	Miscellaneous Obstruction	0 EA	\$ 1500.00	\$ 0.00
7	Missing Sidewalk Obstruction	0 EA	7	Missing Sidewalk Obstruction	0 EA	\$ 200.00	\$ 0.00
8	Other Obstruction	0 EA	8	Other Obstruction	0 EA	\$ 500.00	\$ 0.00
9	Pole Post Hydrant Obstruction	0 EA	9	Pole Post Hydrant Obstruction	0 EA	\$ 5000.00	\$ 0.00
10	Ponding Obstruction	0 EA	10	Ponding Obstruction	0 EA	\$ 400.00	\$ 0.00
11	Sidewalk Joint Obstruction	0 EA	11	Sidewalk Joint Obstruction	0 EA	\$ 100.00	\$ 0.00
12	Sign Obstruction	0 EA	12	Sign Obstruction	0 EA	\$ 150.00	\$ 0.00
13	Storm Grate Obstruction	0 EA	13	Storm Grate Obstruction	0 EA	\$700.00	\$ 0.00
14	Transit Obstruction	0 EA	14	Transit Obstruction	0 EA	\$500.00	\$ 0.00
15	Traffic Obstruction	0 EA	15	Traffic Obstruction	0 EA	\$2000.00	\$ 0.00
16	Tree Obstruction	0 EA	16	Tree Obstruction	0 EA	\$500.00	\$ 0.00
17	Utility Obstruction	0 EA	17	Utility Obstruction	0 EA	\$1500.00	\$ 0.00
18	Vegetation Obstruction - Low	0 EA	18	Vegetation Obstruction - Low	0 EA	\$150.00	\$ 0.00
19	Vegetation Obstruction - Overhead	0 EA	19	Vegetation Obstruction - Overhead	0 EA	\$150.00	\$ 0.00
20	Commercial Entrance	0 EA	20	Commercial Entrance (within slope violation)	0 EA	\$ 5000.00	\$ 0.00
21	Residential Entrance	0 EA	21	Residential Entrance (within slope violation)	0 EA	\$ 3000.00	\$ 0.00
22	Total Sidewalk Length Assessed	0 LF	22	Running Slope Violations**	0 SY	\$ 75.00	\$ 0.00
23	Average Sidewalk Width	0 IN	23	Cross Slope Violations	0 SY	\$ 75.00	\$ 0.00
24	No Sidewalk on Block (Approx.)	359.021 LF	24	Running and Cross Slope Violations	0 SY	\$ 75.00	\$ 0.00
25	Missing Sidewalk Gaps (Approx.)	0 LF	25	Missing Sidewalk Gaps (Approx.)	0 LF	\$ 41.67	\$ 0.00
26	Poor Surface Condition (Approx.)	0 LF	26	Poor Surface Condition (Approx.)	0 LF	\$ 41.67	\$ 0.00
27	Buried Sidewalk (Approx.)	0 LF	27	Buried Sidewalk (Approx.)	0 LF	\$ 41.67	\$ 0.00
			Sidewalk SubTotal:				\$ 0.00

Intersection Inventory & Compliance Cost Estimate				
Item Description	Total Count	Non Compliant Count		Cost
Curb Ramps	0	0	\$	0.00
Island Curb Cuts	0	0	\$	0.00
Signal Push Buttons	0	0	\$	0.00
Transit Stops	0	0	\$	0.00
Railroad Crossings	0	0	\$	0.00
Accessible Parking Spaces	0	0	\$	0.00
Intersection SubTotal:			\$	0.00

Corridor Total: \$ 0.00

 Curb Ramps - Compliant	 Curb Ramps - Adjacent
 Curb Ramps - Non Compliant	
 Island Curb Cuts - Compliant	 Island Curb Cuts - Adjacent
 Island Curb Cuts - Non Compliant	
 Signals - Compliant	 Signals - Adjacent
 Signals - Non Compliant	
 Transit Stops - Compliant	 Transit Stops - Adjacent
 Transit Stops - Non Compliant	
 Railroad Crossings - Compliant	 Railroad Crossings - Adjacent
 Railroad Crossings - Non Compliant	
 Accessible Parking - Compliant	 Accessible Parking - Adjacent
 Accessible Parking - Non Compliant	

Legend:

- Heavings < 1" (Excluded)***
- Heavings ≥ 1" (Excluded)***
- Uneven Heaving (Excluded)***
- Heaving Clusters (Excluded)
- ▲ Sidewalk Joint Gap (Excluded)***
- Miscellaneous Obstruction
- Missing Sidewalk Obstruction
- Other Obstruction
- Pole Post Hydrant Obstruction
- Ponding Obstruction
- Sidewalk Joint Obstruction
- Sign Obstruction
- Storm Grate Obstruction
- Transit Obstruction
- Traffic Obstruction
- Tree Obstruction
- Utility Obstruction
- Vegetation Obstruction - Low
- Vegetation Obstruction - Overhead
- Sidewalk Collection Path
- Adjacent Sidewalk Collection Path
- Buried Sidewalk
- Sidewalk Not Surveyed
- Missing Sidewalk Gap
- No Sidewalk on Block
- Heavings < 1"
- Heavings ≥ 1"
- Uneven Heaving
- Heaving Clusters
- ▲ Sidewalk Joint Gap
- ◆ Commercial Entrance
- ◆ Residential Entrance
- ✚ Commercial Entrance (within slope violation)
- ✚ Residential Entrance (within slope violation)

Cross Slope

2 - 3%	7.01 - 8%
3.01 - 4%	8.01 - 9%
4.01 - 5%	9.01 - 10%
5.01% - 6%	10.01 - 12%
6.01 - 7%	> 12%

Running Slope

5 - 8.33%
8.34% - 10%
10.01 - 12.5%
> 12.5%

*Note: ADA pedestrian issues have been identified and quantified in the ADA Survey Summary. There are instances where multiple issues can be resolved with a single corrective measure. The ADA Compliance Cost Estimate reflects the best estimation of quantities and cost to resolve all identified ADA issues.

**Note: Additional investigation may be warranted when sidewalk running slope issues exist within the right-of-way.

***Note: Excluded items are violations that occur in areas with slope violations and have been excluded from the cost estimate.