

## ADA Survey Summary

| Item Description                     | Quantity   |
|--------------------------------------|------------|
| 1 Heavings less than 1"              | 4 EA       |
| 2 Heavings 1" or greater             | 0 EA       |
| 3 Uneven Heavings                    | 0 EA       |
| 4 Heaving Clusters                   | 0 SY       |
| 5 Sidewalk Joint Gaps                | 0 EA       |
| 6 Miscellaneous Obstruction          | 0 EA       |
| 7 Missing Sidewalk Obstruction       | 0 EA       |
| 8 Other Obstruction                  | 0 EA       |
| 9 Pole Post Hydrant Obstruction      | 2 EA       |
| 10 Ponding Obstruction               | 0 EA       |
| 11 Sidewalk Joint Obstruction        | 0 EA       |
| 12 Sign Obstruction                  | 0 EA       |
| 13 Storm Grate Obstruction           | 0 EA       |
| 14 Transit Obstruction               | 0 EA       |
| 15 Traffic Obstruction               | 0 EA       |
| 16 Tree Obstruction                  | 0 EA       |
| 17 Utility Obstruction               | 0 EA       |
| 18 Vegetation Obstruction - Low      | 0 EA       |
| 19 Vegetation Obstruction - Overhead | 0 EA       |
| 20 Commercial Entrance               | 2 EA       |
| 21 Residential Entrance              | 5 EA       |
| 22 Total Sidewalk Length Assessed    | 399.064 LF |
| 23 Average Sidewalk Width            | 48 IN      |
| 24 No Sidewalk on Block (Approx.)    | 0 LF       |
| 25 Missing Sidewalk Gaps (Approx.)   | 0 LF       |
| 26 Poor Surface Condition (Approx.)  | 0 LF       |
| 27 Buried Sidewalk (Approx.)         | 391.547 LF |



















### ADA Compliance Cost Estimate \*

| Item Description                                 | Quantity   | Unit Price | Item Cost   |
|--|------------|------------|-------------|
| 1 Heavings less than 1"                          | 2 EA       | \$ 100.00  | \$ 200.00   |
| 2 Heavings 1" or greater                         | 0 EA       | \$ 400.00  | \$ 0.00     |
| 3 Uneven Heavings                                | 0 EA       | \$ 400.00  | \$ 0.00     |
| 4 Heaving Clusters                               | 0 SY       | \$ 75.00   | \$ 0.00     |
| 5 Sidewalk Joint Gaps                            | 0 EA       | \$ 200.00  | \$ 0.00     |
| 6 Miscellaneous Obstruction                      | 0 EA       | \$ 1500.00 | \$ 0.00     |
| 7 Missing Sidewalk Obstruction                   | 0 EA       | \$ 200.00  | \$ 0.00     |
| 8 Other Obstruction                              | 0 EA       | \$ 500.00  | \$ 0.00     |
| 9 Pole Post Hydrant Obstruction                  | 2 EA       | \$ 5000.00 | \$ 10000.00 |
| 10 Ponding Obstruction                           | 0 EA       | \$ 400.00  | \$ 0.00     |
| 11 Sidewalk Joint Obstruction                    | 0 EA       | \$ 100.00  | \$ 0.00     |
| 12 Sign Obstruction                              | 0 EA       | \$ 150.00  | \$ 0.00     |
| 13 Storm Grate Obstruction                       | 0 EA       | \$700.00   | \$ 0.00     |
| 14 Transit Obstruction                           | 0 EA       | \$500.00   | \$ 0.00     |
| 15 Traffic Obstruction                           | 0 EA       | \$2000.00  | \$ 0.00     |
| 16 Tree Obstruction                              | 0 EA       | \$500.00   | \$ 0.00     |
| 17 Utility Obstruction                           | 0 EA       | \$1500.00  | \$ 0.00     |
| 18 Vegetation Obstruction - Low                  | 0 EA       | \$150.00   | \$ 0.00     |
| 19 Vegetation Obstruction - Overhead             | 0 EA       | \$150.00   | \$ 0.00     |
| 20 Commercial Entrance (within slope violation)  | 1 EA       | \$ 5000.00 | \$ 5000.00  |
| 21 Residential Entrance (within slope violation) | 2 EA       | \$ 3000.00 | \$ 6000.00  |
| 22 Running Slope Violations**                    | 0 SY       | \$ 75.00   | \$ 0.00     |
| 23 Cross Slope Violations                        | 60.072 SY  | \$ 75.00   | \$ 4505.00  |
| 24 Running and Cross Slope Violations            | 36.763 SY  | \$ 75.00   | \$ 2757.00  |
| 25 Missing Sidewalk Gaps (Approx.)               | 0 LF       | \$ 41.67   | \$ 0.00     |
| 26 Poor Surface Condition (Approx.)              | 0 LF       | \$ 41.67   | \$ 0.00     |
| 27 Buried Sidewalk (Approx.)                     | 391.547 LF | \$ 41.67   | \$ 16280.00 |

### Intersection Inventory & Compliance Cost Estimate

| Item Description          | Total Count | Non Compliant Count | Cost       |
|---------------------------|-------------|---------------------|------------|
| Curb Ramps                | 4           | 4                   | \$ 8400.00 |
| Island Curb Cuts          | 0           | 0                   | \$ 0.00    |
| Signal Push Buttons       | 0           | 0                   | \$ 0.00    |
| Transit Stops             | 0           | 0                   | \$ 0.00    |
| Railroad Crossings        | 0           | 0                   | \$ 0.00    |
| Accessible Parking Spaces | 0           | 0                   | \$ 0.00    |
| Intersection SubTotal:    |             |                     | \$ 8400.00 |

**Corridor Total:** \$ 36863.00

|  |   |
|--|---|
|  Curb Ramps - Compliant             |  Curb Ramps - Adjacent         |
|  Curb Ramps - Non Compliant         |   |
|  Island Curb Cuts - Compliant       |  Island Curb Cuts - Adjacent   |
|  Island Curb Cuts - Non Compliant   |   |
|  Signals - Compliant                |  Signals - Adjacent            |
|  Signals - Non Compliant            |   |
|  Transit Stops - Compliant          |  Transit Stops - Adjacent      |
|  Transit Stops - Non Compliant      |   |
|  Railroad Crossings - Compliant     |  Railroad Crossings - Adjacent |
|  Railroad Crossings - Non Compliant |   |
|  Accessible Parking - Compliant     |  Accessible Parking - Adjacent |
|  Accessible Parking - Non Compliant |   |

**Obstruction Legend:**

- Heavings < 1" (Excluded)\*\*\*
- Heavings ≥ 1" (Excluded)\*\*\*
- Uneven Heaving (Excluded)\*\*\*
- Heaving Clusters (Excluded)
- ▲ Sidewalk Joint Gap (Excluded)\*\*\*
- Miscellaneous Obstruction
- Missing Sidewalk Obstruction
- Other Obstruction
- Pole Post Hydrant Obstruction
- Ponding Obstruction
- Sidewalk Joint Obstruction
- Sign Obstruction
- Storm Grate Obstruction
- Transit Obstruction
- Traffic Obstruction
- Tree Obstruction
- Utility Obstruction
- Vegetation Obstruction - Low
- Vegetation Obstruction - Overhead
- Sidewalk Collection Path
- Adjacent Sidewalk Collection Path
- Buried Sidewalk
- Sidewalk Not Surveyed
- Missing Sidewalk Gap
- No Sidewalk on Block

**Heaving and Slope Legend:**

- Heavings < 1"
- Heavings ≥ 1"
- Uneven Heaving
- Heaving Clusters
- ▲ Sidewalk Joint Gap
- ◆ Commercial Entrance
- ◆ Residential Entrance
- ✚ Commercial Entrance (within slope violation)
- ✚ Residential Entrance (within slope violation)

**Cross Slope**

|            |             |
|------------|-------------|
| 2 - 3%     | 7.01 - 8%   |
| 3.01 - 4%  | 8.01 - 9%   |
| 4.01 - 5%  | 9.01 - 10%  |
| 5.01% - 6% | 10.01 - 12% |
| 6.01 - 7%  | > 12%       |

**Running Slope**

|               |
|---------------|
| 5 - 8.33%     |
| 8.34% - 10%   |
| 10.01 - 12.5% |
| > 12.5%       |

\*Note: ADA pedestrian issues have been identified and quantified in the ADA Survey Summary. There are instances where multiple issues can be resolved with a single corrective measure. The ADA Compliance Cost Estimate reflects the best estimation of quantities and cost to resolve all identified ADA issues.

\*\*Note: Additional investigation may be warranted when sidewalk running slope issues exist within the right-of-way.