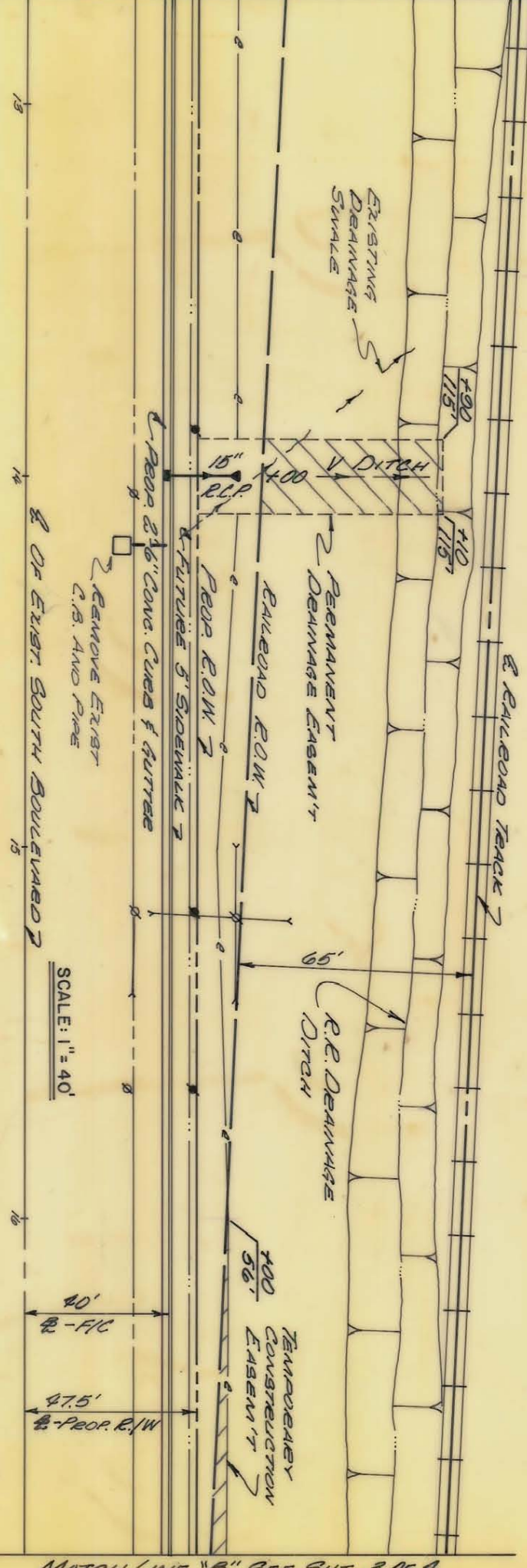
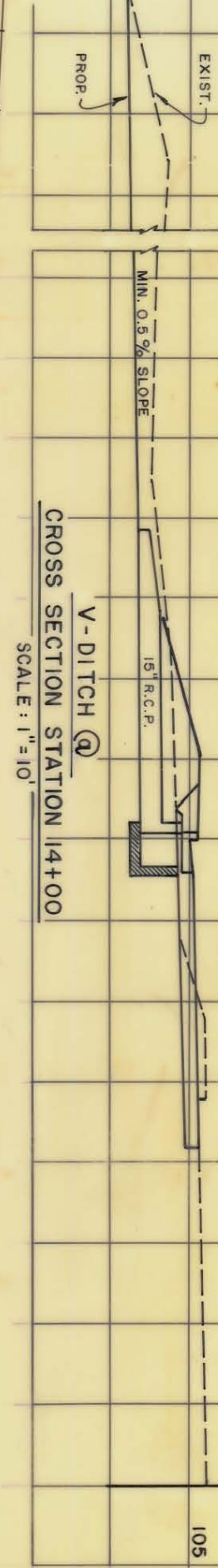


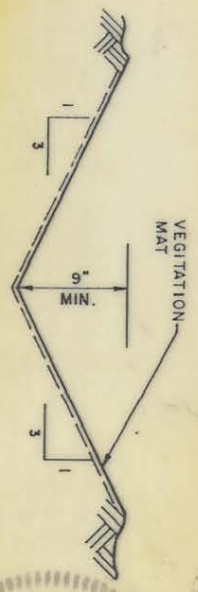
MATCH LINE "A", SEE SHT. 1 OF 4



SCALE: 1" = 40'

MATCH LINE "B", SEE SHT. 3 OF 4

NOTE: SEE SHEET 3 OF 4 FOR DETAIL OF DRAINAGE PIPE END SECTION



DETAIL OF V-DITCH



<p>CHARLOTTE ENGINEERING DEPARTMENT</p>	
<p>SOUTHERN RAILROAD ENCROACHMENT</p>	
<p>SOUTH BOULEVARD SOUTH OF HEBRON ST.</p>	
<p>REVISIONS</p>	<p>JOB NO. 512-85-126</p>
<p>DRAWN BY E.L.B.</p>	<p>FILE NO.</p>
<p>CHECKED BY R.L.O.</p>	<p>SHEET 2 OF 4</p>
<p>DATE FEB. 29, 1988</p>	<p>SCALE AS SHOWN</p>