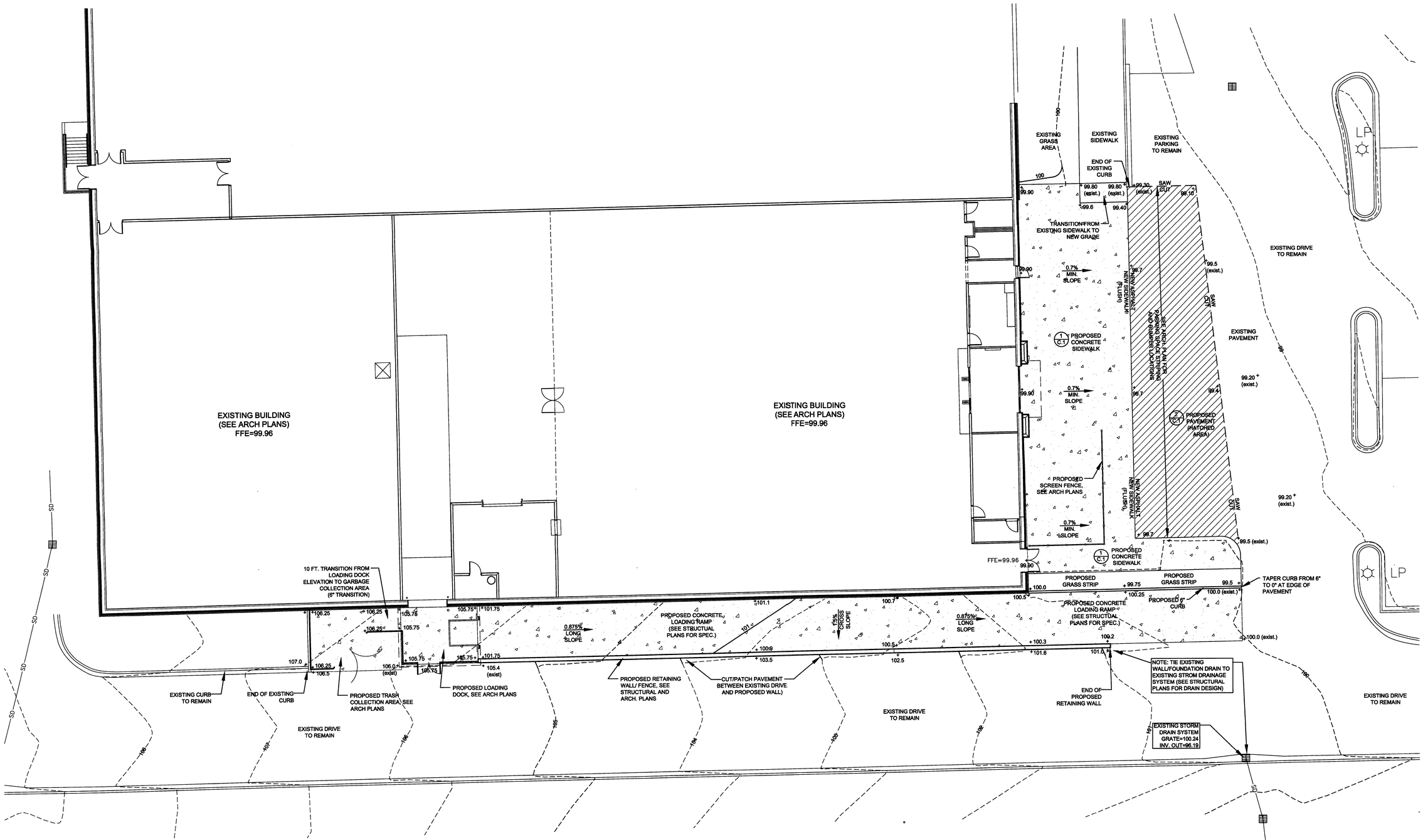


ATTACHED TO ADMINISTRATIVE APPROVAL

SEP 11 2013

BY: DEBRA CAMPBELL

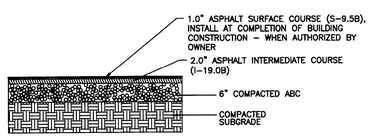


STANDARD DUTY ASPHALT PAVEMENT

SCALE: NTS

2 / C.1

ASPHALT PAVEMENT SECTION

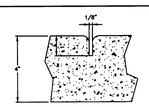


GROOVE JOINT IN SIDEWALK

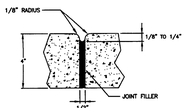


TRANSVERSE EXPANSION JOINT IN SIDEWALK

GENERAL NOTES:

1. A GROOVE JOINT 1" DEEP WITH 1/8" RADII SHALL BE REQUIRED IN THE CONCRETE SIDEWALK AT 5' INTERVALS. ONE 1/2" EXPANSION JOINT WILL BE REQUIRED AT 45' INTERVALS NOT TO EXCEED 50' AND MATCHING EXPANSION/CONSTRUCTION JOINT IN ADJACENT CURB. A SEALED 1/2" EXPANSION JOINT WILL BE REQUIRED WHERE THE SIDEWALK JOINS ANY RIGID STRUCTURE.
2. SIDEWALK AT DRIVEWAY ENTRANCES TO BE 6" THICK.
3. WIDTH OF SIDEWALK ON THOROUGHFARE STREETS SHALL BE A MINIMUM OF 5'. WIDTH OF SIDEWALKS IN THE CENTRAL BUSINESS DISTRICT WILL BE DETERMINED BY THE CDOT.
4. WIDTH OF SIDEWALKS ON NON-THOROUGHFARE STREETS SHALL BE A MINIMUM OF 4'.
5. SIDEWALK TO BE POURED TO END OF RADIUS AT INTERSECTING STREETS.
6. CONCRETE COMPRESSIVE STRENGTH SHALL BE 3600 PSI. IN 28 DAYS.
7. ZONING CONDITIONS MAY REQUIRE ADDITIONAL WIDTH SIDEWALKS WHICH SHALL SUPERSEDE THESE STANDARD DIMENSIONS SHOWN.

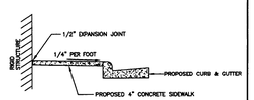


DETAILS SHOWING EXPANSION JOINTS IN CONCRETE SIDEWALK

NOT TO SCALE

1 / C.1

CITY OF CHARLOTTE LAND DEVELOPMENT STANDARDS
INCLUDES CHARLOTTE ETJ

CONCRETE SIDEWALKS

DATE 10.22 | REV. 1

GRADING NOTES:

1. EXISTING CONTOURS FROM SURVEY BY RB PHARR, DATED 8/16/13
2. ALL PROPOSED CONTOURS AND SPOT ELEVATIONS REFLECT FINISHED GRADES. EXCEPT WHERE NOTED OTHERWISE.
3. ALL ELEVATIONS ARE IN REFERENCE TO THE BENCHMARK, AND THIS MUST BE VERIFIED BY THE GENERAL CONTRACTOR PRIOR TO GROUND BREAKING.
4. THE CONTRACTOR SHALL IMMEDIATELY REPORT TO OWNER ANY DISCREPANCIES FOUND BETWEEN ACTUAL FIELD CONDITIONS AND CONSTRUCTION DOCUMENTS AND SHALL WAIT FOR INSTRUCTION PRIOR TO PROCEEDING.
5. CONTRACTOR SHALL VERIFY LOCATION OF ALL EXISTING UTILITIES IN THE FIELD BEFORE BEGINNING CONSTRUCTION.
6. CONTRACTOR SHALL BLEND NEW EARTHWORK SMOOTHLY TO TRANSITION BACK TO EXISTING GRADE.
7. ALL FILL TO BE COMPACTED PER SOIL REPORT RECOMMENDATIONS.
8. THE PROPOSED CONTOURS SHOWN IN DRIVES AND PARKING LOTS AND SIDEWALKS ARE TO FINISHED ELEVATIONS (TOP OF PAVEMENT). REFER TO PAVEMENT CROSS SECTION DATA TO ESTABLISH CORRECT SUBBASE OR AGGREGATE BASE COURSE ELEVATIONS TO BE COMPLETED UNDER THIS CONTRACT.
10. CONTRACTOR SHALL ENSURE POSITIVE DRAINAGE SO THAT RUNOFF WILL DRAIN BY GRAVITY FLOW AWAY FROM BUILDING(S) AND ACROSS NEW PAVEMENT AND/OR LANDSCAPE AREAS TO NEW OR EXISTING STORM DRAIN INLETS, DRAINAGE SWALES, OR OVERLAND SHEET FLOW.
11. GRADING MORE THAN ONE ACRE WITHOUT AN APPROVED EROSION CONTROL PLAN IS A VIOLATION OF THE STATE EROSION CONTROL ORDINANCE AND IS SUBJECT TO A FINE.
12. SLOPES SHALL BE GRADED NO STEEPER THAN 2:1.
13. APPROVAL OF THIS PLAN IS NOT AN AUTHORIZATION TO GRADE ADJACENT PROPERTIES. WHEN FIELD CONDITIONS WARRANT OFF-SITE GRADING, PERMISSION MUST BE OBTAINED FROM THE AFFECTED PROPERTY OWNERS.

PAVEMENT SLOPE NOTE:

PROPOSED SLOPES ARE MINIMAL DUE TO EXISTING SITE CONSTRAINTS. CONTRACTOR SHALL FIELD VERIFY EXISTING CONDITIONS AND ENSURE THAT ALL SLOPES ARE 0.7% MINIMUM AND ALL AREAS DRAIN TO DAYLIGHT (AVOID POCKETS OF PONDING). IF AREAS ARE IDENTIFIED THAT WILL NOT DRAIN STOP WORK IMMEDIATELY AND CONTACT LANDSCAPE ARCHITECT FOR INSTRUCTION. A SUPPLEMENTAL DRAINAGE SYSTEM MAY BE REQUIRED IF ACTUAL FIELD CONDITIONS DIFFER FROM THOSE DEPICTED ON THE PLANS.

SCALE: 1"=10'

0 10' 20' 40'


ODa
overcash demmitt
2010 south tryon st. suite 1a
charlotte north carolina 28203
office.704.332.1615
web.www.odarch.com


NORTH CAROLINA ARCHITECTURE SOCIETY C-32 ODA ASSOCIATES, INC.

NORTH CAROLINA BOARD OF LANDSCAPE ARCHITECTURE 1373 CORPORATE LICENSE 08-23-2013


DPR landscape architecture planning civil engineering
DPR Associates, Inc. | 420 Hawthorne Lane | Charlotte, NC 28204
ph. 704.332.1204 | fx. 704.332.1210 | www.dprassociates.net


NORTHERN™ TOOL + EQUIPMENT

# Northern Tool + Equipment

2516 Sardis Rd N
Matthews, NC

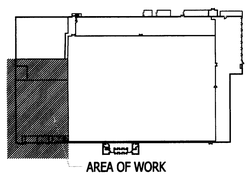


| ISSUED | MM/DD/YY |
|---|---|
| ISSUED FOR CONSTRUCTION | : 08/23/13 |

## SITE AND GRADING PLAN

# C.1


Copyright 2013 Overcash Demmitt Architects


ODA No. 132706 DPR No. 13037 13037 base.dwg